




















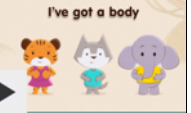






Roche Reception Class Home Learning WB 1.2.21					
<p><b>All the activities set are non-negotiable and MUST be completed. Teachers will be checking that these learning activities are being completed. Please contact us if you have any questions via Mrs Batten: <a href="mailto:reception@roche.cornwall.sch.uk">reception@roche.cornwall.sch.uk</a> or Miss Searle: <a href="mailto:classr@roche.cornwall.sch.uk">classr@roche.cornwall.sch.uk</a></b></p> <p>Remember we sent home your 'Home learning book' on Friday 23<sup>rd</sup> Oct. Please complete work in here and remember on the inside cover it has all your logins.</p> <p>If you need more exercise books for your work, there will be a box in the foyer at school that you can help yourself from. Please sanitise your hands before taking any.</p>					
<b>Total time approx. 2 hours a day.</b>	<b>Monday</b>	<b>Tuesday</b>	<b>Wednesday</b>	<b>Thursday</b>	<b>Friday</b>
<b>Activity:</b>					
Reading 	Please <u>read</u> to your child <u>every day</u> for a maximum of 10mins. Please try to promote a love of reading and language within your home. Ask them simple questions based on what you have read to them using the sheet provided below on page 5.  If you don't have access to many books here are a couple of online options: <a href="https://www.bbc.co.uk/teach/school-radio/nursery-rhymes-songs-index/zhwdgwx">https://www.bbc.co.uk/teach/school-radio/nursery-rhymes-songs-index/zhwdgwx</a>  CBeebies Bedtime Stories – YouTube: <a href="https://www.youtube.com/channel/UChYHezCINFSSmjIH-B5sYQ">https://www.youtube.com/channel/UChYHezCINFSSmjIH-B5sYQ</a>				
Read Write Inc. 	<b>Each day</b> , please do the following: 1. Read an e-book: go to <a href="https://www.oxfordowl.co.uk/">https://www.oxfordowl.co.uk/</a> Choose Oxford Owl for <b>Schools</b> and press 'Log in' Click Students and use this username: <b>rcps2</b> and password: <b>mrsw</b> Please choose from Sound Blending Books, Ditty Sheets and Red Books.  2. Watch a Read Write Inc. lesson with Ruth Miskin on YouTube. Go onto: <a href="http://www.ruthmiskin.com">www.ruthmiskin.com</a> where they will give a daily schedule. YouTube videos are live from 9:30 each day and are available for 24 hours.				
<p>Maths We are using Oak Academy for Maths. You will watch <b>one</b> recorded <b>Maths</b> lesson on Monday-Thursday. No lesson on a Friday. Please work through the lesson with your child at your own pace and pause it if you need too. Record your work in your Home Learning Book. You do not need a log in for this website.</p> <p><b>If your child is currently in school full time you do not need to worry about this timetable, but obviously you are more than welcome to complete any of it as well.</b></p> <p>Click on this link to take you to the Reception Schedule: <a href="https://classroom.thenational.academy/schedule-by-year/reception">https://classroom.thenational.academy/schedule-by-year/reception</a></p>					
Oak Academy Maths Lesson 	Watch one Maths Lesson 	Watch one Maths Lesson 	Watch one Maths Lesson 	Watch one Maths Lesson 	

NumBots (Use your username and password to login) 	Complete 2 games	Complete 2 games	Complete 2 games	Complete 2 games	Complete 2 games
Number Blocks 	Watch: <a href="https://www.bbc.co.uk/iplayer/episode/m0005yfs/numberblocks-series-4-sixteen">https://www.bbc.co.uk/iplayer/episode/m0005yfs/numberblocks-series-4-sixteen</a>	Watch: <a href="https://www.bbc.co.uk/iplayer/episode/m00063vv/numberblocks-series-4-seventeen">https://www.bbc.co.uk/iplayer/episode/m00063vv/numberblocks-series-4-seventeen</a>	Watch: <a href="https://www.bbc.co.uk/iplayer/episode/m00064tz/numberblocks-series-4-eighteen">https://www.bbc.co.uk/iplayer/episode/m00064tz/numberblocks-series-4-eighteen</a>	Watch: <a href="https://www.bbc.co.uk/iplayer/episode/m000663t/numberblocks-series-4-nineteen">https://www.bbc.co.uk/iplayer/episode/m000663t/numberblocks-series-4-nineteen</a>	Watch: <a href="https://www.bbc.co.uk/iplayer/episode/m0006r5/numberblocks-series-4-twenty">https://www.bbc.co.uk/iplayer/episode/m0006r5/numberblocks-series-4-twenty</a>
Fine/Gross Motor Skills Activity: You will be able to choose from a bank of activities linked to this on pages 6-8. Please complete one a day.					
Handwriting practise 10mins a day (Please find handwriting sheets below on pages 10-14 to see which sounds to work on.)	Please work with your child on the handwriting sheet below. Encourage them not to rush. Focus on their formation following our Read Write Inc. handwriting phrases.  Complete one a day in their Home Learning Book. 				
Education City for Phonics/Maths (Use your username and password to login.) 	Support your child to complete set work under the 'Homework' section.		Support your child to complete set work under the 'Homework' section.		Support your child to complete set work under the 'Homework' section.
Short Writing Task (page 15.) 	Help your child to label or write about one of the pictures below in their Home Learning Book:  				
Learn and sing a nursery rhyme (Please find link below on page 3 to the BBC Nursery Rhymes and Songs website.)	 Jack and Jill Watch and sing along to the video.  <a href="https://www.bbc.co.uk/teach/school-radio/eyfs-nursery-rhymes-songs-jack-and-jill/z4t3sk7">https://www.bbc.co.uk/teach/school-radio/eyfs-nursery-rhymes-songs-jack-and-jill/z4t3sk7</a>		 Little Boy Blue come blow your horn Watch and sing along to the video.  <a href="https://www.bbc.co.uk/teach/school-radio/eyfs-nursery-rhymes-songs-little-boy-blue/zxrikty">https://www.bbc.co.uk/teach/school-radio/eyfs-nursery-rhymes-songs-little-boy-blue/zxrikty</a>		 I've got a body Watch and sing along to the video.  <a href="https://www.bbc.co.uk/teach/school-radio/eyfs-nursery-rhymes-songs-ive-got-a-body/zh47dp3">https://www.bbc.co.uk/teach/school-radio/eyfs-nursery-rhymes-songs-ive-got-a-body/zh47dp3</a>

<p>PE 30mins a day minimum. (Please find the link to REAL PE on page 3.)</p> 	<p>Log on to Jasmine and look for the icon below. Click on EYFS. Choose an exercise to do and work through the different levels. How far can you go? They start at Yellow and finish with Black.</p> 	<p>Log on to Jasmine and look for the icon below. Click on EYFS. Choose a different exercise and work through the different levels. How far can you go? They start at Yellow and finish with Black.</p> 	<p>Log on to Jasmine and look for the icon below. Click on EYFS. Choose a different exercise to do and work through the different levels. They start at Yellow and finish with Black.</p> 	<p><b>Traditional Sport</b> Choose a sport to play for 30minutes with your child e.g. football, basketball, table tennis, (On REAL PE/PLAY there are alternatives.)</p>	<p><b>Fitness Friday</b> Cardio based work e.g. Joe Wickes, Cosmic Kids Yoga, Running, Go Noodle, BBC Super Movers, Andy's Wild Workouts etc...</p>
<p>Home Learning Challenges. (Please find attached below on page 16.)</p>	<p>This half term in Reception our topic would have been 'Toys'! Please could you have a go at some of the home learning challenges below to explore this topic and support your child's learning at home.</p> <p><b>As an extra challenge this week please could you look at page 17+18! I would like you to sort the toys by cutting and sticking them into the correct boxes.</b></p>				
<p>I am always here for you if you have any questions or concerns. I am looking forward to seeing your home learning! You can send us photographs or emails of your outcomes to <a href="mailto:classr@roche.cornwall.sch.uk">classr@roche.cornwall.sch.uk</a> or <a href="mailto:reception@roche.cornwall.sch.uk">reception@roche.cornwall.sch.uk</a></p> <p><b>Stay Safe</b> <b>Miss Searle</b></p>					

### Links that you will need:

- NumBots <https://play.numbots.com/#/account/school-login/62119>
- Read Write Inc <https://www.youtube.com/c/RuthMiskinTrainingEdu/featured>
- Oxford Owl eBooks <https://www.oxfordowl.co.uk/home/reading-site/find-a-book/library-page?view=image&series=Read+Write+Inc>
- Jasmine REAL PE <https://real.jasmineactive.com/login>
- Education City <https://www.educationcity.com/>
- Nursery Rhymes <https://www.bbc.co.uk/teach/school-radio/nursery-rhymes-a-to-z-index/z4ddgwx>



- Numberblocks  
<https://www.bbc.co.uk/iplayer/episodes/b08bzfnh/numberblocks>
- Fitness Friday  
<https://app.gonoodle.com/>  
<https://www.bbc.co.uk/teach/supermovers>  
<https://www.bbc.co.uk/iplayer/episodes/p06tmmvz/andys-wild-workouts>  
<https://www.youtube.com/user/CosmicKidsYoga>  
<https://www.youtube.com/user/thebodycoach1>



**GoNoodle**



#### **Additional support, resources and information:**

- <https://www.topmarks.co.uk/maths-games/3-5-years/counting>
- <https://www.phonicsplay.co.uk/>
- <https://whiterosemaths.com/homelearning/early-years/>
- <https://www.learningresources.co.uk/free-activity-sheets-for-kids>
- [https://www.orchardtoys.com/dept/activity-sheets\\_d0129.htm](https://www.orchardtoys.com/dept/activity-sheets_d0129.htm)



Please find resources you will need attached below



*Questions to ask your child  
when reading - Early Years*

Before reading the book:

- Can you point to the title? or What is this? (pointing to the title)
- What do you think this story will be about? What might happen in the story?
- Who is in the story?

During the reading of the book:

- What is happening here?
- What is \_\_\_\_\_ doing?
- What might happen next?
- How do you think the story might end?
- Is \_\_\_\_\_ friendly/ mean/ nice...?
- What does \_\_\_\_\_ mean? (To check understanding of a word)

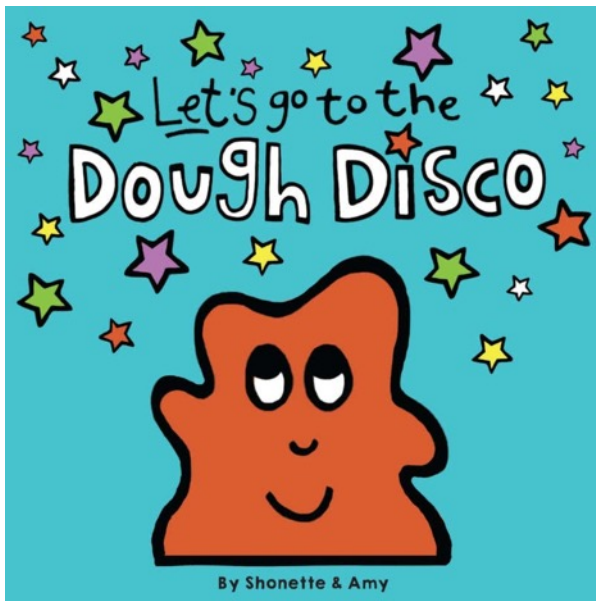
*Questions to ask your child  
when reading - Early Years*

At the end of the book:

- Did you like this book? Why?
- What was your favourite part? Why?
- Which character did you like the best? Why?
- Why did that character do ... (give a situation/ event from the story)?
- What happened in the story?







This week lets go to the Dough Disco!

Make your own playdough if you don't have some already using the simple recipe below. Then, follow the dough disco movements or watch the dough disco videos!



#### **You need:**

- 2 cups plain flour (all purpose)
- 2 tablespoons vegetable oil (baby oil and coconut oil work too)
- 1/2 cup salt
- 2 tablespoons cream of tartar
- 1 to 1.5 cups boiling water (adding in increments until it feels just right)
- Gel food colouring (optional)

#### **Method:**

- Mix the flour, salt, cream of tartar and oil in a large mixing bowl
- Add food colouring TO the boiling water then into the dry ingredients
- Stir continuously until it becomes a sticky, combined dough
- Allow it to cool down then take it out of the bowl and knead it vigorously for a couple of minutes until all of the stickiness has gone.
- If it remains a little sticky, then add a touch more flour until just right

## Dough Disco Movement Cards

1

**Squeeze the  
playdough in  
your hand.**



2

**Make a sausage  
shape by rolling  
the playdough.**



3

**Squash the  
playdough flat into  
a pancake shape.**



4

**Pinch all around the  
edges using your  
thumb and fingers.**



5

**Pass your pancake  
from hand to  
hand, left to right  
then back again.**



6

**Press each of your  
fingers, one by one,  
into the dough.**



7

**Roll the playdough  
into a ball in your  
hands or on a table.**



Watch these Dough Disco Videos!

<https://www.youtube.com/watch?v=o9D5lfqZF3o>

<https://www.youtube.com/watch?v=BOLR3pQt8zg>

<https://www.youtube.com/watch?v=DrBsNhwXzgc>

## Gross Motor Yoga Movements



tree pose



cobra pose



camel pose



lion pose



mountain pose



flamingo pose



butterfly pose



elephant pose



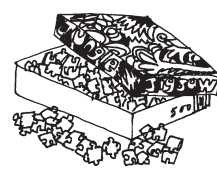
## HANDWRITING PHRASES FOR HELPING YOUR CHILD TO FORM LETTERS

This works best if your child practises for a short time every day.

1. Show the picture side and air-write as you say the phrase.
2. Ask your child to practise in the air with you.
3. Using a sharp pencil and sat at a table, encourage your child to have a go.
4. Praise your child for their efforts.

- m Maisie, mountain, mountain  
a round the apple, down the leaf  
s slither down the snake  
d round his bottom, up his tall neck and down to his feet  
t down the tower, across the tower  
i down the body, dot for the head  
n down Nobby, over his net  
p down the plait and over the pirate's face  
g round her face, down her hair and give her a curl  
o all around the orange  
c curl around the caterpillar  
k down the kangaroo's body, tail and leg  
u down and under, up to the top and draw the puddle  
b down the laces to the heel, round the toe  
f down the stem and draw the leaves  
e lift off the top and scoop out the egg  
l down the long leg  
h down the head to the hooves and over his back  
r down his back and then curl over his arm  
j down his body, curl and dot  
v down a wing, up a wing  
y down a horn, up a horn and under his head  
w down, up, down, up  
z zig-zag-zig  
q round her head, up past her earrings and down her hair  
x down the arm and leg and repeat the other side





### Practise handwriting

Down his body, curl and dot



### Practise sound-writing





### Practise handwriting

Down a wing, up a wing



### Practise sound-writing





y

y



### Practise handwriting

Down a horn up a horn and under his head

y

y

y

y

y

### Practise sound-writing

y



### Practise handwriting

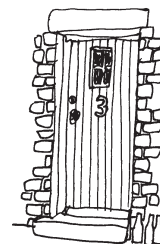

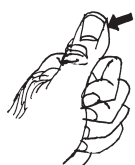
Down, up, down, up



### Practise sound-writing







### Practise handwriting

Down the tower, across the tower, then down the horse's head to the hooves and over his back

th th th th th

### Practise sound-writing

th

## EYFS Writing Task

What can you see?



# Toys

## Home Learning Challenge

Have a look at your toys at home. Can you find a toy that can move, a toy that makes sounds and a toy that lights up? How do you make them work? Do you need to push a button? Do they have batteries? Do you wind them up? Talk to a grown-up about the different ways your toys work.



Draw a picture of your favourite toy and write a sentence about it.



Play a game with some people in your family, where you all take turns and follow rules. It might be a board game, a card game or a different type of game altogether. Think about why it is important to take turns and follow the rules when you are playing games.



Talk to a grown-up in your family about the toys they used to have when they were little. Find out if they had any toys that are similar to toys that you have got. How were their toys different? What was their favourite toy?



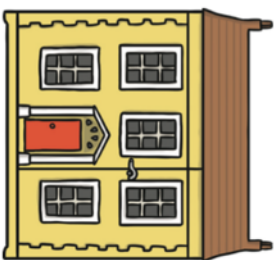
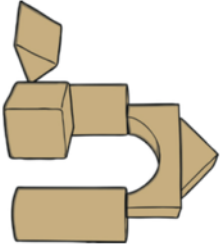
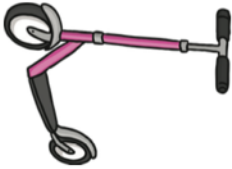
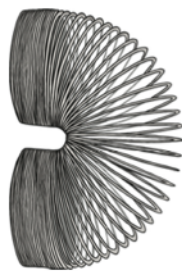


Design a new toy. Draw a picture or even make a model.



There are 4 cars in the toy box. How many wheels are there altogether? You could draw a picture to help you or even find 4 cars and count all of the wheels!

## Sorting Toys

Cut out the pictures and stick them in the right group.



## Sorting Toys

Cut out the pictures and stick them in the right group.

plastic

metal

wood