





















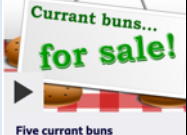






<div></div> <div>Roche Reception Class Home Learning</div> <div>WB 18.1.21</div>					
<div>All the activities set are non-negotiable and MUST be completed. Teachers will be checking that these learning activities are being completed. Please contact us if you have any questions via Mrs Batten: <a href="mailto:reception@roche.cornwall.sch.uk">reception@roche.cornwall.sch.uk</a></div> <div>Remember we sent home your 'Home learning book' on Friday 23<sup>rd</sup> Oct. Please complete work in here and remember on the inside cover it has all your logins.</div>					
<div>This week we have revised a new element for Maths. This is highlighted for you to see.</div> <div>If you need more exercise books for your work, there will be a box in the foyer at school that you can help yourself from. Please sanitise your hands before taking any.</div>					
<div>Total time approx. 2 hours a day.</div> <div>Activity:</div>	Monday	Tuesday	Wednesday	Thursday	Friday
<div>Reading</div> <div></div>	<div>Please read to your child every day for a maximum of 10mins. Please try to promote a love of reading and language within your home. Ask them simple questions based on what you have read to them using the sheet provided below on page 5.</div> <div>If you don't have access to many books here are a couple of online options: <a href="https://www.bbc.co.uk/teach/school-radio/nursery-rhymes-songs-index/zhwdgwx">https://www.bbc.co.uk/teach/school-radio/nursery-rhymes-songs-index/zhwdgwx</a></div> <div>CBeebies Bedtime Stories – YouTube: <a href="https://www.youtube.com/channel/UChYHezCINFSSSmjIH-B5sYQ">https://www.youtube.com/channel/UChYHezCINFSSSmjIH-B5sYQ</a></div>				
<div>Read Write Inc.</div> <div></div>	<div>Each day, please do the following:</div> <div>1. Read an e-book: go to <a href="https://www.oxfordowl.co.uk/">https://www.oxfordowl.co.uk/</a> Choose Oxford Owl for <b>Schools</b> and press 'Log in' Click Students and use this username: <b>rcps2</b> and password: <b>mrs w</b> Please choose from Sound Blending Books, Ditty Sheets and Red Books.</div> <div>2. Watch a Read Write Inc. lesson with Ruth Miskin on YouTube. Go onto: <a href="http://www.ruthmiskin.com">www.ruthmiskin.com</a> where they will give a daily schedule. YouTube videos are live from 9:30 each day and are available for 24 hours.</div>				
<div>Maths</div> <div>From this week we are using Oak Academy for Maths. You will watch <b>one</b> recorded <b>Maths</b> lesson on Monday-Thursday. No lesson on a Friday.</div> <div>Please work through the lesson with your child at your own pace and pause it if you need too.</div> <div>Record your work in your Home Learning Book.</div> <div>You do not need a log in for this website.</div> <div>If your child is currently in school full time you do not need to worry about this timetable, but obviously you are more than welcome to complete any of it as well.</div> <div>Click on this link to take you to the Reception Schedule:</div> <div><a href="https://classroom.thenational.academy/schedule-by-year/reception">https://classroom.thenational.academy/schedule-by-year/reception</a></div>					
<div>Oak Academy Maths Lesson</div> <div></div>	<div>Watch one Maths Lesson</div> <div></div>	<div>Watch one Maths Lesson</div> <div></div>	<div>Watch one Maths Lesson</div> <div></div>	<div>Watch one Maths Lesson</div> <div></div>	

NumBots (Use your username and password to login) 	Complete 2 games	Complete 2 games	Complete 2 games	Complete 2 games	Complete 2 games
Number Blocks 	Watch: <a href="https://www.bbc.co.uk/iplayer/episode/m00029t7/numberblocks-series-3-thirteen">https://www.bbc.co.uk/iplayer/episode/m00029t7/numberblocks-series-3-thirteen</a>	Watch: <a href="https://www.bbc.co.uk/iplayer/episode/m00029tp/numberblocks-series-3-fourteen">https://www.bbc.co.uk/iplayer/episode/m00029tp/numberblocks-series-3-fourteen</a>	Watch: <a href="https://www.bbc.co.uk/iplayer/episode/m00029tw/numberblocks-series-3-fifteen">https://www.bbc.co.uk/iplayer/episode/m00029tw/numberblocks-series-3-fifteen</a>	Watch: <a href="https://www.bbc.co.uk/iplayer/episode/m00029vi/numberblocks-series-3-tween-scenes">https://www.bbc.co.uk/iplayer/episode/m00029vi/numberblocks-series-3-tween-scenes</a>	Watch: <a href="https://www.bbc.co.uk/iplayer/episode/m00029vq/numberblocks-series-3-step-squads">https://www.bbc.co.uk/iplayer/episode/m00029vq/numberblocks-series-3-step-squads</a>
Fine/Gross Motor Skills Activity: You will be able to choose from a bank of activities linked to this on pages 6-10. Please complete one a day.					
Handwriting practise 10mins a day (Please find handwriting sheets below on pages 12-16 to see which sounds to work on.)	Please work with your child on the handwriting sheet below. Encourage them not to rush. Focus on their formation following our Read Write Inc. handwriting phrases.  Complete in their Home Learning Book. 				
Education City for Phonics/Maths (Use your username and password to login.) 	Support your child to complete set work under the 'Homework' section.		Support your child to complete set work under the 'Homework' section.		Support your child to complete set work under the 'Homework' section.
Short Writing Task (page 17.) 	Help your child to label or write about one of the pictures below in their Home Learning Book:  				
Learn and sing a nursery rhyme (Please find link below on page 3 to the BBC Nursery Rhymes and Songs website.)	 <b>Busy Farmer Ben</b> Watch and sing along to the video.		 <b>Down in the jungle</b> Watch and sing along with the video.		 <b>Currant buns... for sale!</b> Five currant buns Watch and sing along with the video.

<p>PE 30mins a day minimum. (Please find the link to REAL PE on page 3.)</p> 	<p>Log on to Jasmine and look for the icon below. Click on EYFS. Choose an exercise to do and work through the different levels. How far can you go? They start at Yellow and finish with Black.</p> 	<p>Log on to Jasmine and look for the icon below. Click on EYFS. Choose a different exercise and work through the different levels. How far can you go? They start at Yellow and finish with Black.</p> 	<p>Log on to Jasmine and look for the icon below. Click on EYFS. Choose a different exercise to do and work through the different levels. They start at Yellow and finish with Black.</p> 	<p><b>Traditional Sport</b> Choose a sport to play for 30minutes with your child e.g. football, basketball, table tennis, (On REAL PE/PLAY there are alternatives.)</p>	<p><b>Fitness Friday</b> Cardio based work e.g. Joe Wickes, Cosmic Kids Yoga, Running, Go Noodle, BBC Super Movers, Andy's Wild Workouts etc...</p>
<p>Home Learning Challenges. (Please find attached below on page 18.)</p>	<p>This half term in Reception our topic would have been 'Toys'! Please could you also have a go at some of the home learning challenges attached to explore this topic and support your child's learning at home.</p>				

I am always here for you if you have any questions or concerns. I am looking forward to seeing your home learning! You can send us photographs or emails of your outcomes to [reception@roche.cornwall.sch.uk](mailto:reception@roche.cornwall.sch.uk)  
Mrs Batten will forward them onto me!

Stay Safe  
Miss Searle

### Links that you will need:

- NumBots <https://play.numbots.com/#/account/school-login/62119>
- Read Write Inc <https://www.youtube.com/c/RuthMiskinTrainingEdu/featured>
- Oxford Owl eBooks <https://www.oxfordowl.co.uk/home/reading-site/find-a-book/library-page?view=image&series=Read+Write+Inc>
- Jasmine REAL PE <https://real.jasmineactive.com/login>
- Education City <https://www.educationcity.com/>
- Nursery Rhymes <https://www.bbc.co.uk/teach/school-radio/nursery-rhymes-a-to-z-index/z4ddgwx>



- Numberblocks  
<https://www.bbc.co.uk/iplayer/episodes/b08bzfnh/numberblocks>
- Fitness Friday  
<https://app.gonoodle.com/>  
<https://www.bbc.co.uk/teach/supermovers>  
<https://www.bbc.co.uk/iplayer/episodes/p06tmmvz/andys-wild-workouts>  
<https://www.youtube.com/user/CosmicKidsYoga>  
<https://www.youtube.com/user/thebodycoach1>



**GoNoodle**



#### **Additional support, resources and information:**

- <https://www.topmarks.co.uk/maths-games/3-5-years/counting>
- <https://www.phonicsplay.co.uk/>
- <https://whiterosemaths.com/homelearning/early-years/>
- <https://www.learningresources.co.uk/free-activity-sheets-for-kids>
- [https://www.orchardtoys.com/dept/activity-sheets\\_d0129.htm](https://www.orchardtoys.com/dept/activity-sheets_d0129.htm)



Please find resources you will need attached below



*Questions to ask your child  
when reading - Early Years*

Before reading the book:

- Can you point to the title? or What is this? (pointing to the title)
- What do you think this story will be about? What might happen in the story?
- Who is in the story?

During the reading of the book:

- What is happening here?
- What is \_\_\_\_\_ doing?
- What might happen next?
- How do you think the story might end?
- Is \_\_\_\_\_ friendly/ mean/ nice...?
- What does \_\_\_\_\_ mean? (To check understanding of a word)

*Questions to ask your child  
when reading - Early Years*

At the end of the book:

- Did you like this book? Why?
- What was your favourite part? Why?
- Which character did you like the best? Why?
- Why did that character do ... (give a situation/ event from the story)?
- What happened in the story?



# Fine Motor Skills Activity Cards



## Fine Motor Skills

Use bubble wrap.

How many bubbles can you pop?  
Can you beat your score next time?



## Fine Motor Skills

Use a colander and pipe cleaners.

Can you thread the pipe cleaners through the holes?

How many can you thread in a minute?



## Fine Motor Skills

How many beads or buttons can you thread on a lace or string?

Can you make a pattern using different colours?




## Fine Motor Skills

Use your thumb and finger to practise winding up toys. Watch them go, can you have a wind-up race?



## Fine Motor Skills

Use small building bricks to make a construction. Can you push the bricks together and then pull them apart?



## Fine Motor Skills

Use tweezers to see how many pieces of pasta, rice or pom-poms you can pick up.



## Fine Motor Skills

Can you make a chain of paper clips?  
Can you make a chain longer than a pencil, a ruler, a book or your table?



## Fine Motor Skills

Use a mini hole punch – how many holes can you make in a piece of paper, card, tissue paper even leaves?



## Fine Motor Skills

How quickly can you do up buttons or zips on a jacket or coat?



## Fine Motor Skills

Pick up dominoes and make a long line next to each other, then knock them down!



## Fine Motor Skills

Use your thumbs and fingers to make a playdough meal!

What other foods could you make?



## Fine Motor Skills

Trace around stencils with a pencil, felt tip, chalk or crayons.



## Fine Motor Skills

Roll a ball of playdough. Push in golf tees. See how many marbles you can balance. Can you make a spiky hedgehog?



## Fine Motor Skills

Use a sand tray and your finger, a feather, pipe cleaner, paint brush or spoon to make patterns, letters, numbers and shapes!



## Fine Motor Skills

Chop up straws into small parts. Thread onto string or ribbon to make a necklace or bracelet.



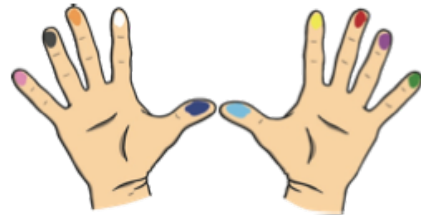
## Fine Motor Skills

Wind pipe cleaners around twigs to make mini snakes or curly worms!



## Fine Motor Skills

Use finger paints to make a fingerprint picture, painting or collage!




## Fine Motor Skills

Use pegs to hang out washing on a washing line. How many pieces can you hang out using two pegs?



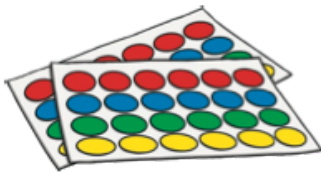
## Fine Motor Skills

Use a cork board, mini hammer and wooden shapes to create a picture!



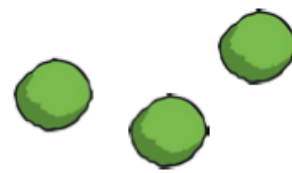
## Fine Motor Skills

Use colourful sticky dots, to peel and stick to create a dotty picture!



## Fine Motor Skills

Use an ice cream scoop or spoon to move pom-poms from one bowl to another. How quickly can you move 5, 10, 20?



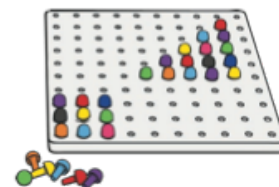
## Fine Motor Skills

Sort coins into different colour groups. Then use money to post coins into a money box.



## Fine Motor Skills

Use pegs and a peg board to make different patterns and pictures. Can you stretch elastic bands across the pegs to make shapes?




## Gross Motor Animal Movements


flutter like  
a butterfly



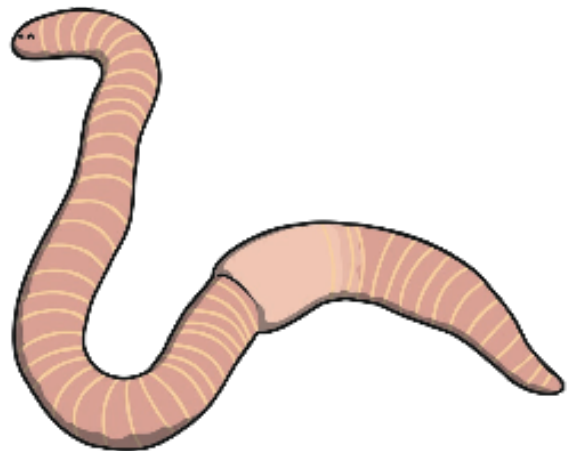
gallop like a horse




stomp like  
an elephant




wriggle like  
a worm




bounce like  
a kangaroo




creep along  
like a spider



soar like  
an eagle



hop like  
a frog



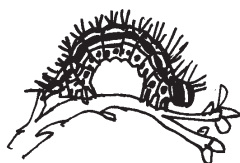
## HANDWRITING PHRASES FOR HELPING YOUR CHILD TO FORM LETTERS

This works best if your child practises for a short time every day.

1. Show the picture side and air-write as you say the phrase.
2. Ask your child to practise in the air with you.
3. Using a sharp pencil and sat at a table, encourage your child to have a go.
4. Praise your child for their efforts.

- m Maisie, mountain, mountain  
a round the apple, down the leaf  
s slither down the snake  
d round his bottom, up his tall neck and down to his feet  
t down the tower, across the tower  
i down the body, dot for the head  
n down Nobby, over his net  
p down the plait and over the pirate's face  
g round her face, down her hair and give her a curl  
o all around the orange  
c curl around the caterpillar  
k down the kangaroo's body, tail and leg  
u down and under, up to the top and draw the puddle  
b down the laces to the heel, round the toe  
f down the stem and draw the leaves  
e lift off the top and scoop out the egg  
l down the long leg  
h down the head to the hooves and over his back  
r down his back and then curl over his arm  
j down his body, curl and dot  
v down a wing, up a wing  
y down a horn, up a horn and under his head  
w down, up, down, up  
z zig-zag-zig  
q round her head, up past her earrings and down her hair  
x down the arm and leg and repeat the other side







### Practise handwriting

Curl around the caterpillar



### Practise sound-writing






### Practise handwriting

Down the kangaroo's body, tail and leg



### Practise sound-writing

k



### Practise handwriting

Down and under, up to the top and draw the puddle




### Practise sound-writing





b

b



### Practise handwriting

Down the laces to the heel, round the toe

b

b


b

b

b

### Practise sound-writing

b



### Practise handwriting

Down the stem and draw the leaves



### Practise sound-writing



## EYFS Writing Task

What can you see?



# Toys

## Home Learning Challenge

Have a look at your toys at home. Can you find a toy that can move, a toy that makes sounds and a toy that lights up? How do you make them work? Do you need to push a button? Do they have batteries? Do you wind them up? Talk to a grown-up about the different ways your toys work.



Draw a picture of your favourite toy and write a sentence about it.



Play a game with some people in your family, where you all take turns and follow rules. It might be a board game, a card game or a different type of game altogether. Think about why it is important to take turns and follow the rules when you are playing games.

Talk to a grown-up in your family about the toys they used to have when they were little. Find out if they had any toys that are similar to toys that you have got. How were their toys different? What was their favourite toy?



Design a new toy. Draw a picture or even make a model.



There are 4 cars in the toy box. How many wheels are there altogether? You could draw a picture to help you or even find 4 cars and count all of the wheels!